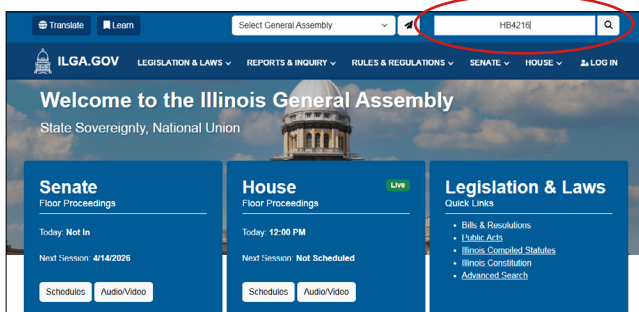


How to Fill Out a Witness Slip for a Legislative Committee

- Go to www.ilga.gov and type the bill number for your Witness Slip in the search box at the top of your screen. HB4216 is being used for demonstration purposes only. Click on the magnifying glass to begin your search. When the Bill Status page comes up, click on the Witness Slips tab.



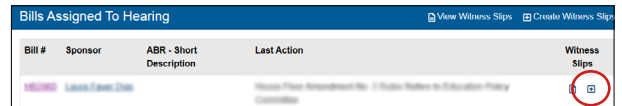
- When the Bill Status page comes up, click on the Witness Slips tab.



- From the Witness Slips page, click the Upcoming Hearings: HB4216 Elementary & Secondary Education: Administration, Licensing & Charter Schools Hearing link.



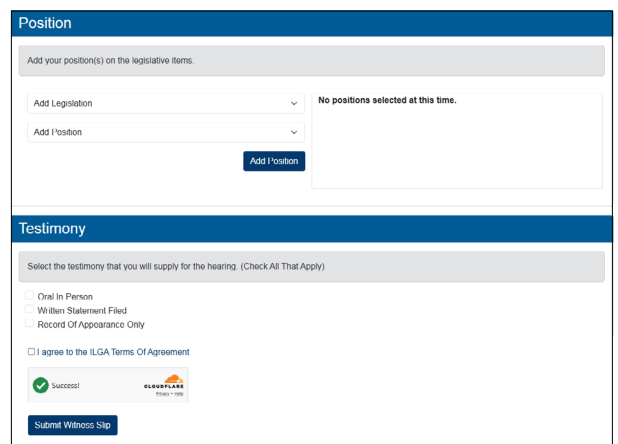
- Once the Hearing Details page appears, scroll down until you find the bill you wish to file a slip on. Click on the plus icon to the right of the bill to create your slip.



- On the Witness Slip, enter your identification and representation information on the record of witness slip.

Be sure to add which version you are commenting on (**Original Bill** or **Amendment**) and the position (**Proponent**, **Opponent**, or **No Position on Merits**) you are taking on the bill and then mark **Record of Appearance Only** under Testimony, unless you are planning to testify in the committee (if so, you'd mark Oral).

Once completed, you must agree to the terms of service and then click "Submit Witness Slip."



Position

Add your position(s) on the legislative items.

Add Legislation No positions selected at this time.

Add Position

Testimony

Select the testimony that you will supply for the hearing. (Check All That Apply)

Oral In Person

Written Statement Filed

Record Of Appearance Only

I agree to the ILGA Terms Of Agreement

Success!